

TRIMO TRIMOTERM



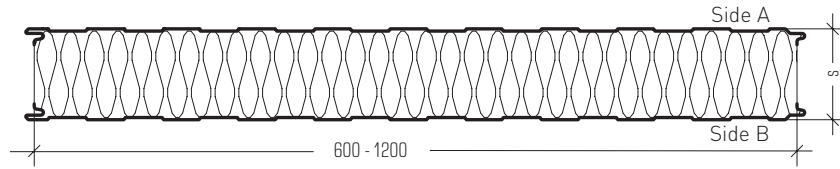
TRIMOTERM FIREPROOF PANELS
PRODUCT RANGE



TRIMOTERM FIREPROOF FAÇADE PANELS

Trimoterm FTV

Trimoterm FTV fireproof panels are used for a wide range of external façade cladding, internal partition walls, fire walls and ceilings for either leisure, commercial, industrial, hygienic and other facilities. Panels can be installed in either vertical or horizontal orientation.



Cert. No. 650a to LPS 1208
 Cert. No. 650b to LPS 1181
 Cert. No. 650d to LPS 1181

Profile Type	A	B
S - profile (s)	•	•
V - profile (v, v2)	•	•
Smooth profile (G, g)	•	•
Micro-lined profile (m, m3)	•	
Micro-lined profile (m2)		•
Multi vario (X)	•	

Side A is usually the external side of a panel.

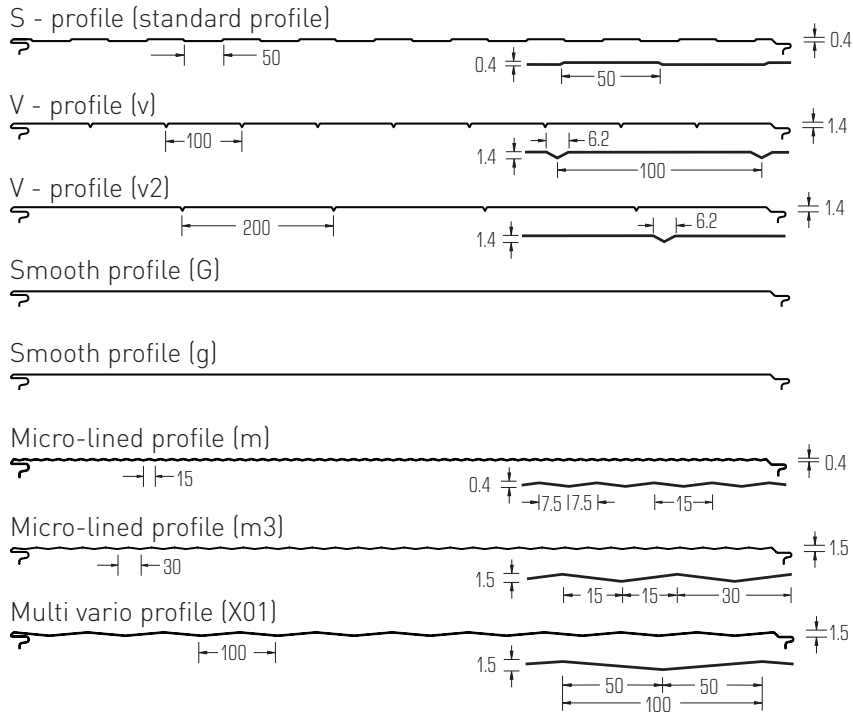
Thickness selection for the panels: 50, 60, 80, 100, 120, 133, 150, 172, 200, 240 mm.

Non-standard panel widths can be made by special request.

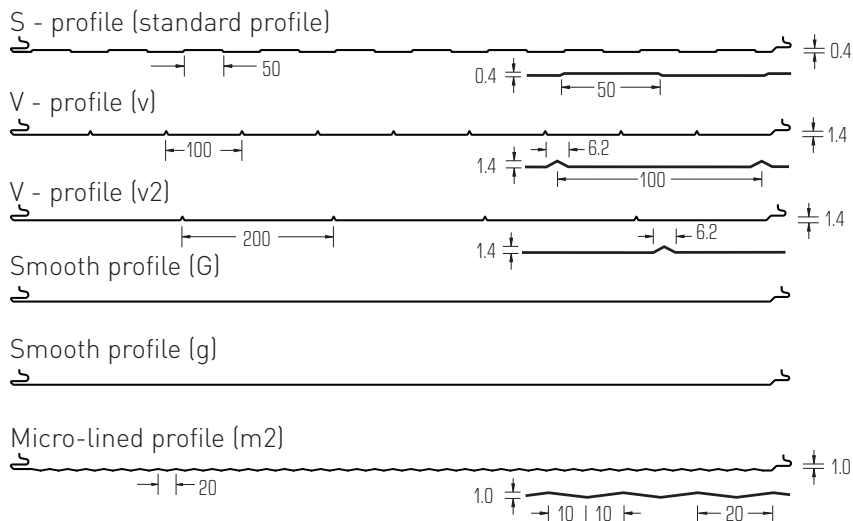
Panel lengths range up to 14 m. Additional options and variations of "v" profiles are available upon request.

For all other nonstandard module width sizes and profile finish availabilities please contact Trimoterm.

External Profile Types:



Internal Profile Types:



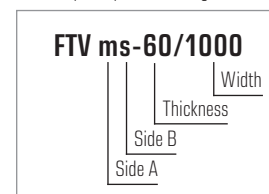
Calculation of allowed spans is made by the **SandStat software**.

Trimoterm FTV

Panel thickness [mm]	50	60	80	100	120	133	150	172	200	240
El Fire resistance class (EN 13501-2)	/	EI 30	EI 60	EI 120			EI 180		EI 240	
Combustibility of insulant core (EN 13501-1)	Non - combustible, class A1									
Rw Sound reduction [dB] (EN ISO 10140-3)		30 (-2, -3)	31 (-2, -3)	32 (-1, -3)			32 (-1, -2)			
Cover width [mm]	600 - 1200									
Panel length [m]	up to 14									

Weight FTV [kg/m ²]	Fe 0.6/Fe 0.6	16.3	17.5	19.9	22.3	24.7	26.3	28.3	31.0	34.3	39.1
*U Thermal transmittance [W/m ² K] (EN 14509)		0.75	0.64	0.49	0.40	0.33	0.30	0.27	0.24	0.20	0.17
**Typical single spans [m]	  	3.09	3.72	4.36	4.88	5.34	5.59	5.88	6.22	6.57	7.05

An example of panel marking:



Trimoterm Power

Trimoterm Power is a new range of highly thermal and structural efficient roof and façade panels. Trimoterm Power brand includes two products:

Trimoterm Power T - panels with higher thermal insulation,

Trimoterm Power S - panels with higher structural spanning capabilities.

Trimoterm Power T - FTV



Trimoterm Power T are façade panels with higher thermal insulation. They can reach U value down to 0.16 W/m²K, and up to 10 % higher thermal insulation.

Panel thickness [mm]	50	60	80	100	120	133	150	172	200	240	
Weight FTV [kg/m ²]	Fe 0.6/Fe 0.6	n/a	15.8	17.6	19.4	21.2	22.3	23.9	25.9	28.4	32.0
*U Thermal transmittance [W/m ² K] (EN 14509)		n/a	0.58	0.45	0.36	0.30	0.28	0.25	0.21	0.19	0.16
**Typical single spans [m]	  	n/a	3.58	4.58	5.29	5.98	6.27	6.60	7.01	7.46	8.03

Panel thickness 250 mm with U value 0.15 W/m²K is available upon special project request. Please contact Trimo representative or Trimo technical support.

Trimoterm Power S - FTV



Trimoterm Power S are long spanning façade panels, which reduce the need for secondary steel construction. Frame to frame spanning capability is **up to 10 metres**.

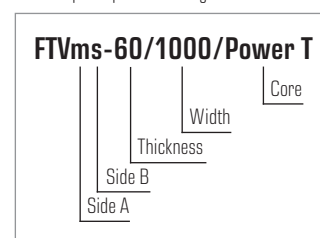
Panel thickness [mm]	50	60	80	100	120	133	150	172	200	240	
Weight FTV [kg/m ²]	Fe 0.6/Fe 0.6	16.0	17.1	19.4	21.7	24.0	25.5	27.4	30.0	33.1	37.7
*U Thermal transmittance [W/m ² K] (EN 14509)		0.77	0.65	0.50	0.41	0.34	0.31	0.28	0.24	0.21	0.17
**Typical single spans [m]	  	4.11	4.70	5.65	6.47	7.19	7.54	7.99	8.53	8.94	9.95

Measured on Trimoterm FTV panels modul 1000 mm.

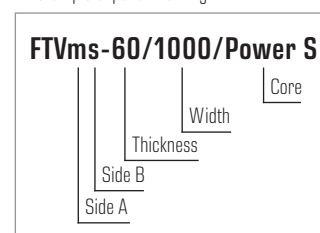
* Data based on typical MW core. For specific project data refer to Technical CE specification data and contact Trimo technical support. Calculated according to EN 14509 standard without consideration of longitudinal joint losses.

** These typical spans are based on a wind pressure and suction of 0.9 kN/m², for guidance only. Project specific structural spans to be checked with Trimo technical support.

An example of panel marking:



An example of panel marking:

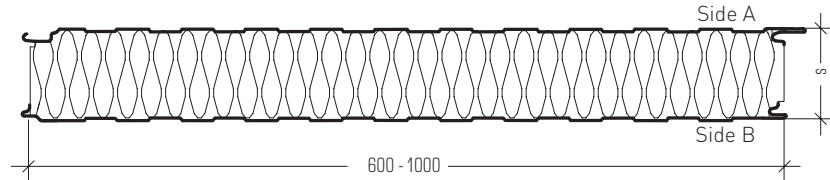


Trimoterm FTV Invisio



Cert. No. 650a to LPS 1208
Cert. No. 650d to LPS 1181

Trimoterm FTV Invisio (FTVHL) fireproof façade panels shows its outrange clean façade outlook with no visible fixings while fixing on intermediate cladding rails is performed through a panel side lap joint by special developed supporting elements. Panels are mainly intended for vertical type of cladding but under certain conditions and limitations can also be used for various horizontal cladding applications.



Profile Type	A	B
S - profile (s)	•	•
V - profile (v, v2)	•	•
Smooth profile (G, g)	•	•
Micro-lined profile (m, m3)	•	
Micro-lined profile (m2)		•
Multi vario (X)	•	

Side A is usually the external side of a panel.

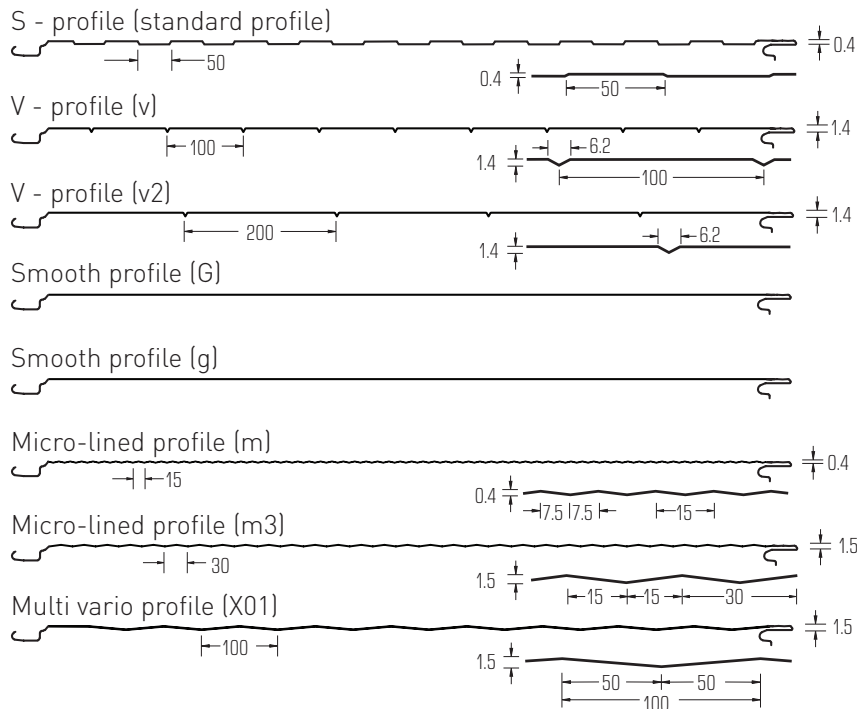
Thickness selection for the panels: 50, 60, 80, 100, 120, 133, 150, 172, 200, 240 mm.

Non-standard panel widths can be made by special request.

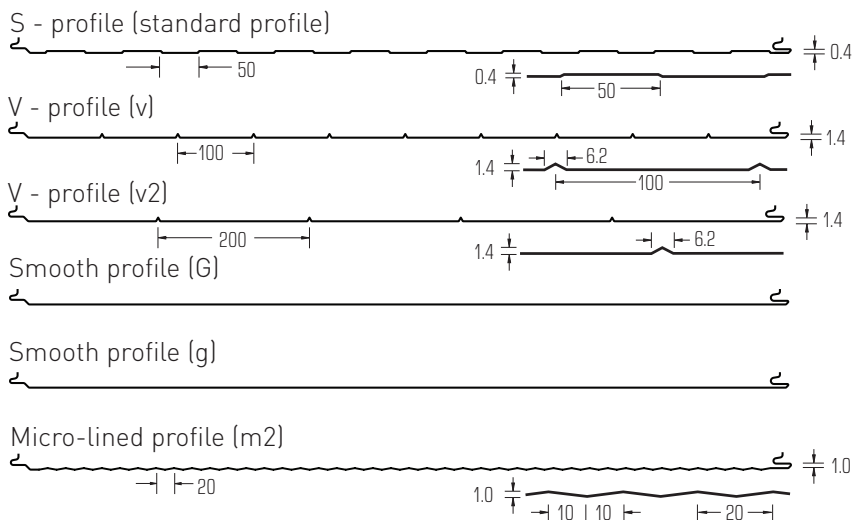
Panel lengths range up to 14 m. Additional options and variations of "v" profiles are available upon request.

For all other nonstandard module width sizes and profile finish availabilities please contact Trimoterm.

External Profile Types:



Internal Profile Types:



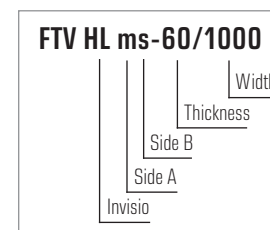
Calculation of allowed spans is made by the **SandStat software**.

Trimoterm FTV HL

Panel thickness [mm]	50	60	80	100	120	133	150	172	200	240
El Fire resistance class (EN 13501-2)	/	EI 30	EI 60	EI 120			EI 180	EI 240		
Combustibility of insulant core (EN 13501-1)	Non - combustible, class A1									
Rw Sound reduction [dB] (EN ISO 10140-3)		30 (-2, 3)	31 (-2, -3)	32 (-1, -3)			32 (-1, -2)			
Cover width [mm]	600 - 1000									
Panel length [m]	up to 14									

Weight FTV HL [kg/m ²]	Fe 0,6/Fe 0,6	16.5	17.7	20.1	22.5	24.9	26.5	28.5	31.2	34.5	39.3
*U Thermal transmittance [W/m ² K] (EN 14509)		0.75	0.64	0.49	0.40	0.33	0.30	0.27	0.24	0.20	0.17

An example of panel marking:



Trimoterm Power

Trimoterm Power is a new range of highly thermal and structural efficient roof and façade panels. Trimoterm Power brand includes two products:

Trimoterm Power T - panels with higher thermal insulation,

Trimoterm Power S - panels with higher structural spanning capabilities.



Trimoterm Power T - FTV HL

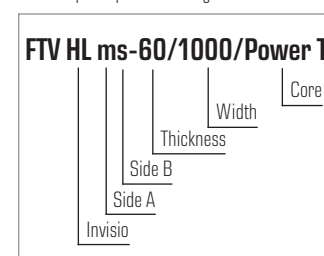


Trimoterm Power T are façade panels with higher thermal insulation. They can reach U value down to 0.16 W/m²K, and **up to 10 % higher thermal insulation.**

Panel thickness [mm]	50	60	80	100	120	133	150	172	200	240	
Weight FTV HL [kg/m ²]	Fe 0,6/Fe 0,6	n/a	16.0	17.8	19.6	21.4	22.6	24.1	26.1	28.6	32.2
*U Thermal transmittance [W/m ² K] (EN 14509)		n/a	0.58	0.45	0.36	0.30	0.28	0.25	0.21	0.19	0.16

Panel thickness 250 mm with U value 0.15 W/m²K is available upon special project request. Please contact Trimo representative or Trimo technical support.

An example of panel marking:



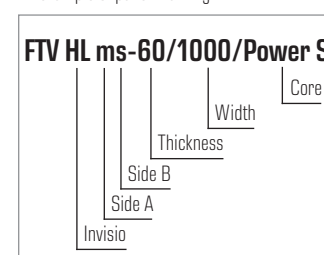
Trimoterm Power S - FTV HL



Trimoterm Power S are long spanning façade panels, which reduce the need for secondary steel construction. Spanning capability is **up to 10 metres.**

Panel thickness [mm]	50	60	80	100	120	133	150	172	200	240	
Weight FTV HL [kg/m ²]	Fe 0,6/Fe 0,6	16.2	17.4	19.6	21.9	24.2	25.7	27.6	30.2	33.4	37.9
*U Thermal transmittance [W/m ² K] (EN 14509)		0.77	0.65	0.50	0.41	0.34	0.31	0.28	0.24	0.21	0.17

An example of panel marking:



Measured on Trimoterm FTV HL panels modul 1000 mm.

Project specific structural spans to be checked with Trimo technical support.

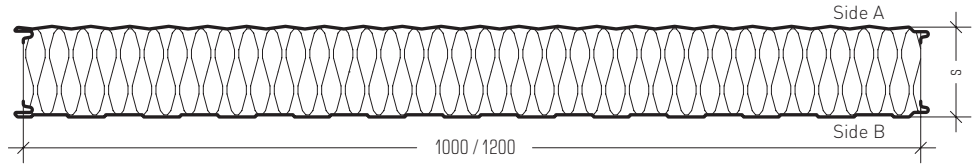
* Data based on typical MW core. For specific project data refer to Technical CE specification data and contact Trimo technical support. Calculated according to EN 14509 standard without consideration of longitudinal joint losses.

Trimoterm Multivario FTV

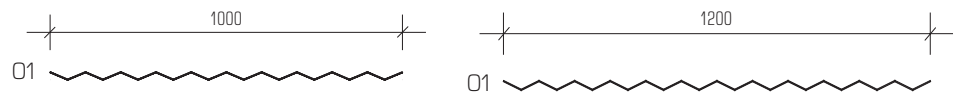
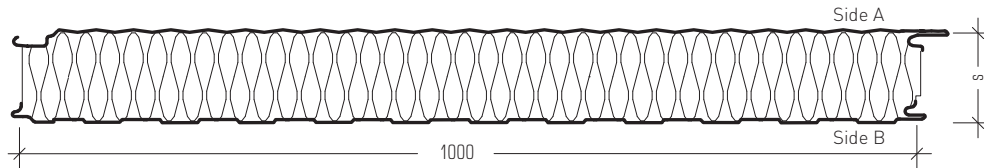


The basic model of the Trimoterm Multivario (FTV X and FTV HL X) is the enlarged micro profile. For further possibilities of the internal facing see Trimoterm FTV and FTV HL.

Trimoterm Multivario FTV

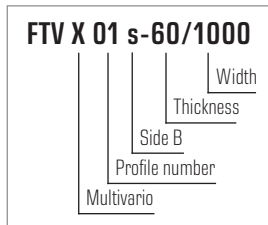


Trimoterm Multivario FTV HL

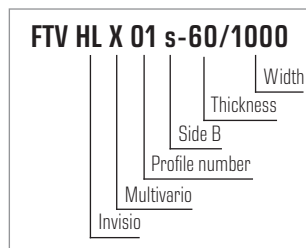


Numerous variations deriving from the basic module are combinations of a flat and ribbed sections throughout the panel surface in intervals of 100 mm. Some of the possibilities are shown below:

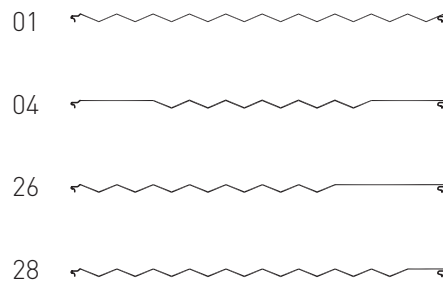
An example of panel marking:



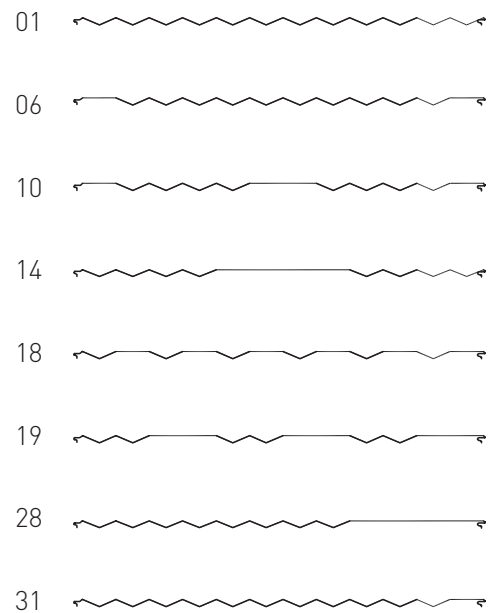
An example of panel marking:



width 1000 mm



width 1200 mm



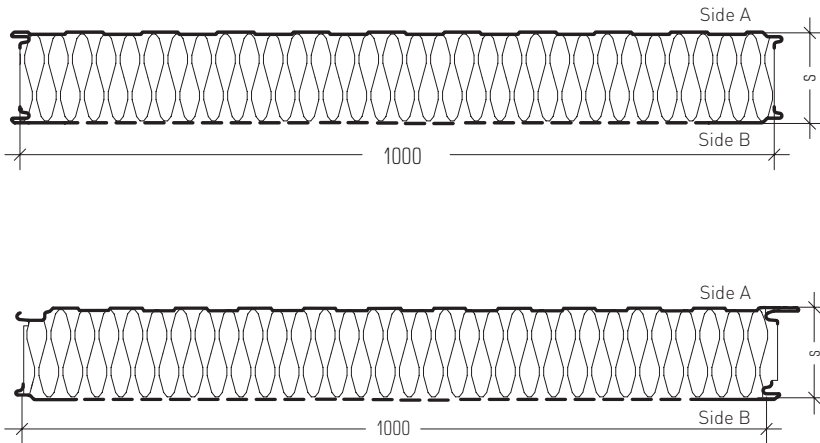
Calculation of allowed spans is made by the **SandStat software**.

For technical performance characteristics please refer to Trimoterm FTV and Trimoterm FTV HL range.

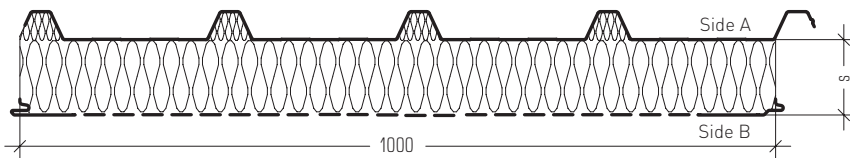
TRIMOTERM ACOUSTIC PANEL

Trimoterm Acoustic

Trimoterm Acoustic panels (FTV-ac, FTV HL-ac, SNV-ac) are used as sound absorbing panels for sound damping in internal applications only. They can be erected as cladding of sound-absorbing cabins, as partition walls and additional cladding on façades and roofs.



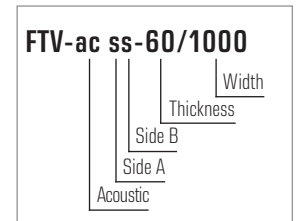
Panel thickness [mm]	60	80	100	120	133	150	172	200	240
Rw Sound reduction [dB] (EN ISO 10140-3)	34 (-2; -4)								
Sound absorption [dB] (EN ISO 354)	8.8								



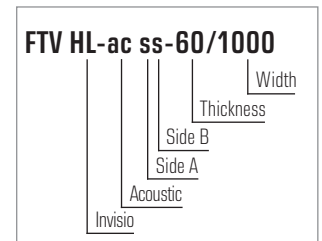
Panel thickness [mm]	60	80	100	120	150	172	200
Rw Sound reduction [dB] (EN ISO 10140-3)	34 (-2; -4)						
Sound absorption [dB] (EN ISO 354)	8.8						

Measured on Trimoterm panels modul 1000 mm.

An example of panel marking:



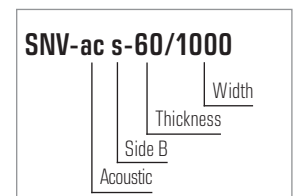
An example of panel marking:



Profile Type	A	B
S - profile (s)	•	•
V - profile (v, v2)	•	•
Smooth profile (G, g)	•	•
Micro-lined profile (m, m3)	•	
Micro-lined profile (m2)		•
Multi vario (X)	•	

Side A is usually the external side of a panel. Thickness selection for the panels: 60, 80, 100, 120, 133, 150, 172, 200, 240 mm. Panel width is 1000 mm. Panel lengths range up to 14 m.

An example of panel marking:



Profile Type	A	B
Trapezoid	•	
S - profile (s)		•
V - profile (v)		•
Smooth profile (g)		•
Micro-lined profile (m2)		•

Side A is usually the external side of a panel. Thickness selection for the panels: 60, 80, 100, 120, 150, 172, 200 mm. Panel width is 1000 mm. Panel lengths range up to 14 m.

TRIMOTERM FIREPROOF ROOF PANELS

Trimoterm SNV

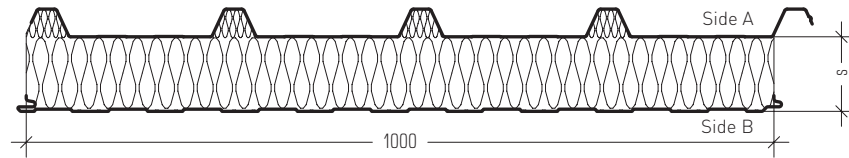


EN 14509

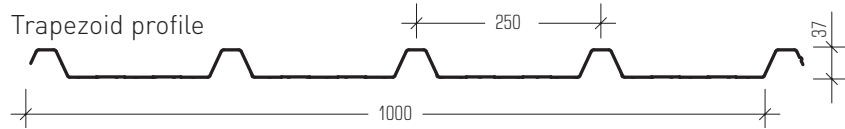


Cert. No. 650a to LPS 1208
Cert. No. 650a to LPS 1181

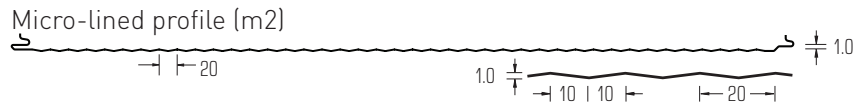
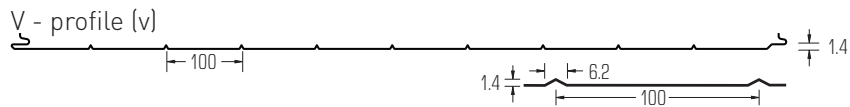
Trimoterm SNV fireproof panels are mainly used with additional sealing of longitudinal joints for roof cladding however they can also be used for the wall cladding. Minimum roof slope is 3° with additional sealing of longitudinal joints.



External Profile Types:



Internal Profile Types:



Profile Type	A	B
Trapezoid	•	
S - profile (s)		•
V - profile (v)		•
Smooth profile (g)		•
Micro-lined profile (m2)		•

Thickness selection for the panels 60, 80, 100, 120, 150, 172 and 200 mm.
Panel lengths range up to 14 m.

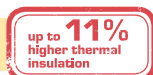
Calculation of allowed spans is made by the **SandStat software**.

Trimoterm SNV

Panel thickness [mm]	60	80	100	120	150	172	200
Fire resistance class SNV (EN 13501-2)	REI 30	REI 60	REI 120		REI 180		
Combustibility of insulant core (EN 13501-1)	Non - combustible, class A1						
Rw Sound reduction [dB] (EN ISO 10140-3)	32 (-1, -4)		33 (-1, -4)				
Min. roof slope	5° or 3° with additional sealing						
Cover width [mm]	1000						
Panel length [m]	up to 14						

Weight SNV [kg/m²]	Fe 0.6 / Fe 0.6	18.9	21.3	23.7	26.1	29.7	32.4	35.7
*U Thermal transmittance [W/m²K] (EN 14509)		0.65	0.50	0.40	0.34	0.27	0.24	0.21

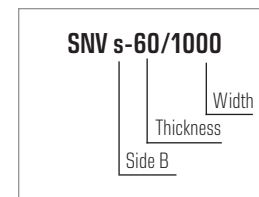
Trimoterm Power T - SNV



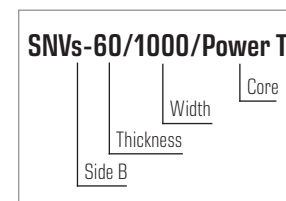
Trimoterm Power T are roof panels with higher thermal insulation. They can reach U value down to 0.18 W/m²K, and **up to 11 % higher thermal insulation**.

Panel thickness [mm]	60	80	100	120	150	172	200	
Weight SNV [kg/m²]	Fe 0.6 / Fe 0.6	17.2	19.0	20.8	22.6	25.3	27.3	29.8
*U Thermal transmittance SNV [W/m²K] (EN 14509)		0.57	0.44	0.36	0.30	0.24	0.21	0.18

An example of panel marking:



An example of panel marking:

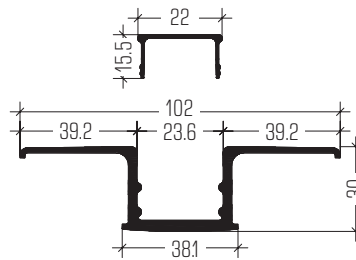


Measured on Trimoterm SNV panels modul 1000 mm.

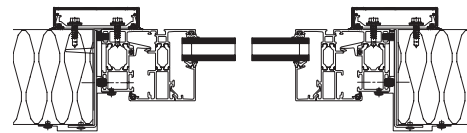
* Data based on typical MW core. For specific project data refer to Technical CE specification data and contact Trimo technical support. Calculated according to EN 14509 standard without consideration of longitudinal joint losses.

Decorative and fixing elements for TRIMOTERM façade panels

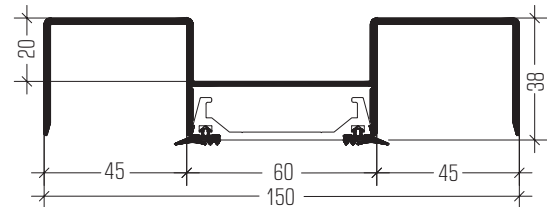

HF 102 - Omega Profile



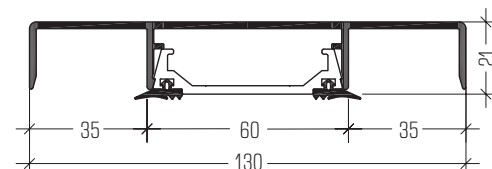
HF5 - Decorative Window Profile



HF6 - Decorative Omega Profile

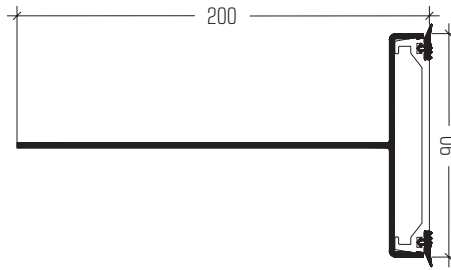



HF4 - Decorative Omega Profile

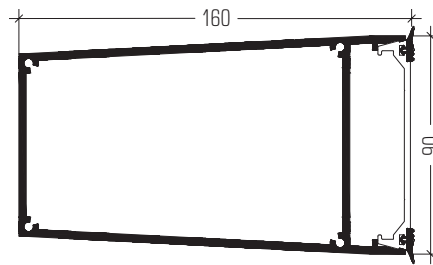



Decorative elements for TRIMOTERM façade panels

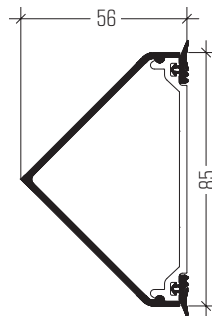
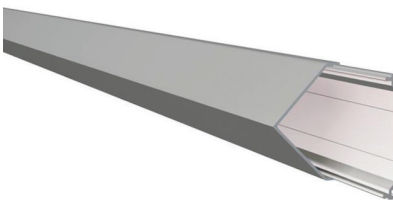
HF1 - T Profile



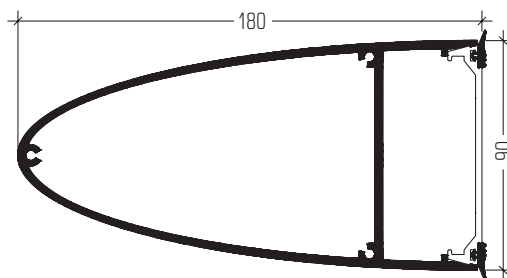
HF2 - Trapezoid Profile



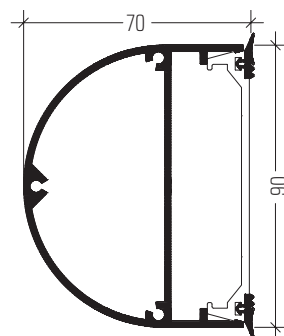

HF7 - Triangular Profile



HF8 - Elliptical Profile



HF9 - Semi-circular Profile





Rights to alteration reserved. The last version of the document is available on www.trimo-group.com. For information about the delivery of panels see Trimo's General conditions. | Published by: TRIMO d.d., EN, 01/2017

TRIMO

TRIMO D.D.
 PRIJATELJEVA CESTA 12
 8210 TREBNJE | SLOVENIA
 T: +386 7 34 60 200
 E: TRIMO@TRIMO-GROUP.COM
 W: WWW.TRIMO-GROUP.COM

